

#82024



• Project instructions included



**41**  
DESIGNS

**Life is  
Rosey**

# COLLECTION SUPPLIES



## Isacord Thread Colors

0020 Black  
0506 Yellow Bird  
0704 Gold  
2508 Hot Pink  
2532 Pretty in Pink

2560 Azalea Pink  
3150 Stainless  
3151 Blue Dawn  
3332 Forget Me Not  
3333 Fire Blue






4610 Deep Aqua  
4620 Jade  
4643 Amazon  
4644 Mallard

Note: Some designs in this collection may have been created using unique special stitches and/or techniques. To preserve design integrity when rescaling or rotating designs in your software, always rescale or rotate designs using the handles directly on-screen.

## 82024-01 Rosey A

Size Inches:                      Size mm:                      Stitch Count:  
**3.03 X 3.50 in.**                **77.0 X 88.9 mm**            **11401 St.**








	1. Green Leaves.....	4610
	2. Dark Green Leaves and Stems.....	4644
	3. Hot Pink Petals.....	2508
	4. Light Pink Petals.....	2560
	5. Pink Petals.....	2532

## 82024-02 Rosey B

Size Inches:                      Size mm:                      Stitch Count:  
**3.02 X 3.11 in.**                **76.7 X 79.0 mm**            **12892 St.**



	1. Green Leaves.....	4610
	2. Dark Green Leaves and Stems.....	4644
	3. Hot Pink Petals.....	2508
	4. Light Pink Petals.....	2560
	5. Pink Petals.....	2532



Note: Some designs in this collection may have been created using unique special stitches and/or techniques. To preserve design integrity when rescaling or rotating designs in your software, always rescale or rotate designs using the handles directly on-screen.

## 82024-03 Rosey C



Size Inches:                      Size mm:                      Stitch Count:  
**3.03 X 2.87 in.**                **77.0 X 72.9 mm**            **10721 St.**

- 1. Green Leaves ..... 4610
- 2. Dark Green Leaves and Stems ..... 4644
- 3. Hot Pink Petals ..... 2508
- 4. Light Pink Petals ..... 2560
- 5. Pink Petals ..... 2532

## 82024-04 Rosey D



Size Inches:                      Size mm:                      Stitch Count:  
**3.01 X 3.35 in.**                **76.5 X 85.1 mm**            **14902 St.**

- 1. Green Leaves ..... 4610
- 2. Dark Green Leaves and Stems ..... 4644
- 3. Hot Pink Petals ..... 2508
- 4. Light Pink Petals ..... 2560
- 5. Pink Petals ..... 2532








Note: Some designs in this collection may have been created using unique special stitches and/or techniques. To preserve design integrity when rescaling or rotating designs in your software, always rescale or rotate designs using the handles directly on-screen.

## 82024-05 Rosey E








Size Inches:                      Size mm:                      Stitch Count:  
**3.03 X 3.18 in.**                **77.0 X 80.8 mm**                **13258 St.**

	1. Green Leaves .....	4610
	2. Dark Green Leaves and Stems .....	4644
	3. Hot Pink Petals .....	2508
	4. Light Pink Petals .....	2560
	5. Pink Petals .....	2532

## 82024-06 Rosey F



Size Inches:                      Size mm:                      Stitch Count:  
**3.02 X 3.05 in.**                **76.7 X 77.5 mm**                **12155 St.**

	1. Green Leaves .....	4610
	2. Dark Green Leaves and Stems .....	4644
	3. Hot Pink Petals .....	2508
	4. Light Pink Petals .....	2560
	5. Pink Petals .....	2532

Note: Some designs in this collection may have been created using unique special stitches and/or techniques. To preserve design integrity when rescaling or rotating designs in your software, always rescale or rotate designs using the handles directly on-screen.

## 82024-07 Rosey G



Size Inches:                      Size mm:                      Stitch Count:  
**3.01 X 3.16 in.**                      **76.5 X 80.3 mm**                      **12945 St.**

- 1. Green Leaves ..... 4610
- 2. Dark Green Leaves and Stems ..... 4644
- 3. Hot Pink Petals ..... 2508
- 4. Light Pink Petals ..... 2560
- 5. Pink Petals ..... 2532

## 82024-08 Rosey H



Size Inches:                      Size mm:                      Stitch Count:  
**3.04 X 3.65 in.**                      **77.2 X 92.7 mm**                      **15861 St.**






- 1. Green Leaves ..... 4610
- 2. Dark Green Leaves and Stems ..... 4644
- 3. Hot Pink Petals ..... 2508
- 4. Light Pink Petals ..... 2560
- 5. Pink Petals ..... 2532

Note: Some designs in this collection may have been created using unique special stitches and/or techniques. To preserve design integrity when rescaling or rotating designs in your software, always rescale or rotate designs using the handles directly on-screen.

## 82024-09 Rosey I








Size Inches:                      Size mm:                      Stitch Count:  
**3.04 X 1.80 in.**                      **77.2 X 45.7 mm**                      **7301 St.**

	1. Green Leaves.....	4610
	2. Dark Green Leaves and Stems.....	4644
	3. Hot Pink Petals.....	2508
	4. Light Pink Petals.....	2560
	5. Pink Petals.....	2532

## 82024-10 Rosey J



Size Inches:                      Size mm:                      Stitch Count:  
**3.02 X 2.57 in.**                      **76.7 X 65.3 mm**                      **9589 St.**

	1. Green Leaves.....	4610
	2. Dark Green Leaves and Stems.....	4644
	3. Hot Pink Petals.....	2508
	4. Light Pink Petals.....	2560
	5. Pink Petals.....	2532








Note: Some designs in this collection may have been created using unique special stitches and/or techniques. To preserve design integrity when rescaling or rotating designs in your software, always rescale or rotate designs using the handles directly on-screen.

## 82024-11 Rosey K

Size Inches:                      Size mm:                      Stitch Count:  
**3.04 X 3.81 in.**                **77.2 X 96.8 mm**            **16355 St.**








	1. Green Leaves.....	4610
	2. Dark Green Leaves and Stems.....	4644
	3. Hot Pink Petals.....	2508
	4. Light Pink Petals.....	2560
	5. Pink Petals.....	2532

## 82024-12 Rosey L

Size Inches:                      Size mm:                      Stitch Count:  
**3.06 X 2.85 in.**                **77.7 X 72.4 mm**            **10749 St.**








	1. Green Leaves.....	4610
	2. Dark Green Leaves and Stems.....	4644
	3. Hot Pink Petals.....	2508
	4. Light Pink Petals.....	2560
	5. Pink Petals.....	2532

Note: Some designs in this collection may have been created using unique special stitches and/or techniques. To preserve design integrity when rescaling or rotating designs in your software, always rescale or rotate designs using the handles directly on-screen.

## 82024-13 Rosey M

Size Inches:                      Size mm:                      Stitch Count:  
**3.02 X 4.50 in.**            **76.7 X 114.3 mm**            **19771 St.**








	1. Green Leaves.....	4610
	2. Dark Green Leaves and Stems.....	4644
	3. Hot Pink Petals.....	2508
	4. Light Pink Petals.....	2560
	5. Pink Petals.....	2532

## 82024-14 Rosey N

Size Inches:                      Size mm:                      Stitch Count:  
**3.02 X 3.51 in.**            **76.7 X 89.2 mm**            **14400 St.**



	1. Green Leaves.....	4610
	2. Dark Green Leaves and Stems.....	4644
	3. Hot Pink Petals.....	2508
	4. Light Pink Petals.....	2560
	5. Pink Petals.....	2532

Note: Some designs in this collection may have been created using unique special stitches and/or techniques. To preserve design integrity when rescaling or rotating designs in your software, always rescale or rotate designs using the handles directly on-screen.

## 82024-15 Rosey O



Size Inches:                      Size mm:                      Stitch Count:  
**3.00 X 3.31 in.**                **76.2 X 84.1 mm**            **13993 St.**

- 1. Green Leaves ..... 4610
- 2. Dark Green Leaves and Stems ..... 4644
- 3. Hot Pink Petals ..... 2508
- 4. Light Pink Petals ..... 2560
- 5. Pink Petals ..... 2532

## 82024-16 Rosey P



Size Inches:                      Size mm:                      Stitch Count:  
**3.03 X 3.21 in.**                **77.0 X 81.5 mm**            **12258 St.**

- 1. Green Leaves ..... 4610
- 2. Dark Green Leaves and Stems ..... 4644
- 3. Hot Pink Petals ..... 2508
- 4. Light Pink Petals ..... 2560
- 5. Pink Petals ..... 2532








Note: Some designs in this collection may have been created using unique special stitches and/or techniques. To preserve design integrity when rescaling or rotating designs in your software, always rescale or rotate designs using the handles directly on-screen.

## 82024-17 Rosey Q








Size Inches:                      Size mm:                      Stitch Count:  
**3.26 X 3.68 in.**                      **82.8 X 93.5 mm**                      **17627 St.**

	1. Green Leaves.....	4610
	2. Dark Green Leaves and Stems.....	4644
	3. Hot Pink Petals.....	2508
	4. Light Pink Petals.....	2560
	5. Pink Petals.....	2532

## 82024-18 Rosey R



Size Inches:                      Size mm:                      Stitch Count:  
**3.04 X 3.56 in.**                      **77.2 X 90.4 mm**                      **15949 St.**






	1. Green Leaves.....	4610
	2. Dark Green Leaves and Stems.....	4644
	3. Hot Pink Petals.....	2508
	4. Light Pink Petals.....	2560
	5. Pink Petals.....	2532

Note: Some designs in this collection may have been created using unique special stitches and/or techniques. To preserve design integrity when rescaling or rotating designs in your software, always rescale or rotate designs using the handles directly on-screen.

## 82024-19 Rosey S








Size Inches:                      Size mm:                      Stitch Count:  
**2.99 X 2.72 in.**                      **75.9 X 69.1 mm**                      **12599 St.**

	1. Green Leaves .....	4610
	2. Dark Green Leaves and Stems .....	4644
	3. Hot Pink Petals .....	2508
	4. Light Pink Petals .....	2560
	5. Pink Petals .....	2532

## 82024-20 Rosey T



Size Inches:                      Size mm:                      Stitch Count:  
**3.02 X 3.16 in.**                      **76.7 X 80.3 mm**                      **11283 St.**

	1. Green Leaves .....	4610
	2. Dark Green Leaves and Stems .....	4644
	3. Hot Pink Petals .....	2508
	4. Light Pink Petals .....	2560
	5. Pink Petals .....	2532

Note: Some designs in this collection may have been created using unique special stitches and/or techniques. To preserve design integrity when rescaling or rotating designs in your software, always rescale or rotate designs using the handles directly on-screen.

## 82024-21 Rosey U



Size Inches:                      Size mm:                      Stitch Count:  
**3.01 X 3.33 in.**                      **76.5 X 84.6 mm**                      **13005 St.**

- 1. Green Leaves ..... 4610
- 2. Dark Green Leaves and Stems ..... 4644
- 3. Hot Pink Petals ..... 2508
- 4. Light Pink Petals ..... 2560
- 5. Pink Petals ..... 2532

## 82024-22 Rosey V



Size Inches:                      Size mm:                      Stitch Count:  
**3.02 X 3.46 in.**                      **76.7 X 87.9 mm**                      **11695 St.**

- 1. Green Leaves ..... 4610
- 2. Dark Green Leaves and Stems ..... 4644
- 3. Hot Pink Petals ..... 2508
- 4. Light Pink Petals ..... 2560
- 5. Pink Petals ..... 2532








Note: Some designs in this collection may have been created using unique special stitches and/or techniques. To preserve design integrity when rescaling or rotating designs in your software, always rescale or rotate designs using the handles directly on-screen.

## 82024-23 Rosey W

Size Inches:                      Size mm:                      Stitch Count:  
**3.02 X 4.49 in.**            **76.7 X 114.0 mm**            **19109 St.**








	1. Green Leaves.....	4610
	2. Dark Green Leaves and Stems.....	4644
	3. Hot Pink Petals.....	2508
	4. Light Pink Petals.....	2560
	5. Pink Petals.....	2532

## 82024-24 Rosey X

Size Inches:                      Size mm:                      Stitch Count:  
**3.03 X 3.43 in.**            **77.0 X 87.1 mm**            **15199 St.**








	1. Green Leaves.....	4610
	2. Dark Green Leaves and Stems.....	4644
	3. Hot Pink Petals.....	2508
	4. Light Pink Petals.....	2560
	5. Pink Petals.....	2532

Note: Some designs in this collection may have been created using unique special stitches and/or techniques. To preserve design integrity when rescaling or rotating designs in your software, always rescale or rotate designs using the handles directly on-screen.

## 82024-25 Rosey Y








Size Inches:                      Size mm:                      Stitch Count:  
**3.01 X 3.33 in.**                **76.5 X 84.6 mm**                **11613 St.**

	1. Green Leaves .....	4610
	2. Dark Green Leaves and Stems .....	4644
	3. Hot Pink Petals .....	2508
	4. Light Pink Petals .....	2560
	5. Pink Petals .....	2532

## 82024-26 Rosey Z



Size Inches:                      Size mm:                      Stitch Count:  
**3.01 X 2.84 in.**                **76.5 X 72.1 mm**                **12883 St.**










	1. Green Leaves .....	4610
	2. Dark Green Leaves and Stems .....	4644
	3. Hot Pink Petals .....	2508
	4. Light Pink Petals .....	2560
	5. Pink Petals .....	2532

Note: Some designs in this collection may have been created using unique special stitches and/or techniques. To preserve design integrity when rescaling or rotating designs in your software, always rescale or rotate designs using the handles directly on-screen.

## 82024-27 Be Kind

Size Inches:                      Size mm:                      Stitch Count:  
**12.47 X 8.23 in.**    **316.7 X 209.0 mm**    **111237 St.**













	1. Green Leaves .....	4610
	2. Dark Green Leaves .....	4644
	3. Hot Pink Petals .....	2508
	4. Dark Blue Petals .....	3333
	5. Blue Petals .....	3332
	6. Pink Petals .....	2532
	7. Light Blue Petal Outlines .....	3151
	8. Light Pink Petal Outlines .....	2560
	9. Stamens .....	0506

## 82024-28 Bloom

Size Inches:                      Size mm:                      Stitch Count:  
**13.15 X 7.00 in.**    **334.0 X 177.8 mm**    **59313 St.**



	1. Dark Green Leaves .....	4644
	2. Green Leaves and Veins .....	4620
	3. Dark Green Leaf Veins .....	4643
	4. Dark Blue Petals .....	3333
	5. Blue Petals .....	3332
	6. Light Blue Petal Outlines .....	3151
	7. Light Pink Petals .....	2560
	8. Pink Petals .....	2532
	9. Hot Pink Petals .....	2508
	10. Stamens .....	0506












Note: Some designs in this collection may have been created using unique special stitches and/or techniques. To preserve design integrity when rescaling or rotating designs in your software, always rescale or rotate designs using the handles directly on-screen.

## 82024-29 Love


Size Inches:                      Size mm:                      Stitch Count:  
**11.89 X 8.20 in.**    **302.0 X 208.3 mm**    **71111 St.**






	1. Blue Petals .....	3332
	2. Dark Blue Petal Detail .....	3333
	3. Dark Green Leaves and Stems .....	4644
	4. Green Leaves and Veins .....	4610
	5. Dark Green Leaf Veins .....	4644
	6. Light Pink Petals.....	2560
	7. Pink Petals .....	2532
	8. Hot Pink Petals.....	2508
	9. Stamens .....	0506

## 82024-30 Bluebell Wreath

Size Inches:                      Size mm:                      Stitch Count:  
**6.29 X 4.99 in.**    **159.8 X 126.7 mm**    **26970 St.**




	1. Petals .....	3332
	2. Petal Details .....	3333
	3. Stems and Vines .....	4644

Note: Some designs in this collection may have been created using unique special stitches and/or techniques. To preserve design integrity when rescaling or rotating designs in your software, always rescale or rotate designs using the handles directly on-screen.

## 82024-31 Bluebell Heart

Size Inches:                      Size mm:                      Stitch Count:  
 5.07 X 4.51 in.                  128.8 X 114.6 mm                  22884 St.



■	1. Petals .....	3332
■	2. Petal Detail .....	3333
■	3. Stems .....	4644

## 82024-32 Rosey Border

Size Inches:                      Size mm:                      Stitch Count:  
 6.13 X 1.35 in.                  155.7 X 34.3 mm                  8507 St.








■	1. Green Leaves .....	4610
■	2. Dark Green Leaves and Stems .....	4644
■	3. Hot Pink Petals .....	2508
■	4. Light Pink Petals .....	2560
■	5. Pink Petals .....	2532

Note: Some designs in this collection may have been created using unique special stitches and/or techniques. To preserve design integrity when rescaling or rotating designs in your software, always rescale or rotate designs using the handles directly on-screen.

## 82024-33 Rosey Bouquet









Size Inches:                      Size mm:                      Stitch Count:  
**5.10 X 4.69 in.**            **129.5 X 119.1 mm**            **25167 St.**

	1. Dark Green Leaves and Stems .....	4644
	2. Light Pink Petals.....	2560
	3. Hot Pink Petals.....	2508
	4. Pink Petals .....	2532
	5. Green Leaves.....	4610

## 82024-34 Rosey Corners



Size Inches:                      Size mm:                      Stitch Count:  
**7.45 X 3.85 in.**            **189.2 X 97.8 mm**            **16049 St.**

	1. Dark Green Leaves .....	4644
	2. Green Leaves and Stems.....	4610
	3. Light Pink Petals.....	2560
	4. Pink Petals .....	2532
	5. Hot Pink Petals.....	2508
	6. Stamens .....	0704



Note: Some designs in this collection may have been created using unique special stitches and/or techniques. To preserve design integrity when rescaling or rotating designs in your software, always rescale or rotate designs using the handles directly on-screen.

## 82024-35 Rosey Fill In

Size Inches:                      Size mm:                      Stitch Count:  
 11.44 X 8.51 in.      290.6 X 216.2 mm      59008 St.



■ 1. Name Drop Borders .....	0020
■ 2. Green Leaves.....	4610
■ 3. Dark Green Leaves and Stems .....	4644
■ 4. Light Pink Petals.....	2560
■ 5. Pink Petals .....	2532
■ 6. Hot Pink Petals.....	2508
■ 7. Stamens .....	0704



## 82024-36 Rosey Half Circle

Size Inches:                      Size mm:                      Stitch Count:  
 7.63 X 4.35 in.      193.8 X 110.5 mm      24784 St.











■ 1. Blue Petals .....	3332
■ 2. Dark Blue Petal Detail .....	3333
■ 3. Dark Green Stems.....	4644
■ 4. Green Leaves.....	4610
■ 5. Light Pink Petals.....	2560
■ 6. Pink Petals .....	2532
■ 7. Dark Pink Petals.....	2508
■ 8. Dark Blue Petals.....	3333
■ 9. Blue Petals .....	3332
■ 10. Petal Outlines .....	3151
■ 11. Stamen .....	0506

Note: Some designs in this collection may have been created using unique special stitches and/or techniques. To preserve design integrity when rescaling or rotating designs in your software, always rescale or rotate designs using the handles directly on-screen.

## 82024-37 Floral Row

Size Inches:                      Size mm:                      Stitch Count:  
**7.48 X 3.72 in.**            **190.0 X 94.5 mm**            **31715 St.**








	1. Leaves.....	4610
	2. Dark Blue Petals.....	3333
	3. Blue Petals.....	3332
	4. Light Blue Petal Outlines.....	3150
	5. Hot Pink Petals.....	2508
	6. Pink Petals.....	2532
	7. Light Pink Petal Outlines.....	2560
	8. Stamens.....	0506

## 82024-38 Rosey Wreath

Size Inches:                      Size mm:                      Stitch Count:  
**9.21 X 9.43 in.**            **233.9 X 239.5 mm**            **41291 St.**



	1. Green Leaves.....	4610
	2. Dark Green Leaves and Stems.....	4644
	3. Hot Pink Petals.....	2508
	4. Light Pink Petals.....	2560
	5. Pink Petals.....	2532

Note: Some designs in this collection may have been created using unique special stitches and/or techniques. To preserve design integrity when rescaling or rotating designs in your software, always rescale or rotate designs using the handles directly on-screen.

## 82024-39 Small Bluebell Accent

Size Inches:                      Size mm:                      Stitch Count:  
**3.72 X 3.19 in.**                **94.5 X 81.0 mm**            **14248 St.**



	1. Light Pink Petals.....	2560
	2. Hot Pink Petals.....	2508
	3. Dark Green Leaves and Stems .....	4643
	4. Green Leaf Veins.....	4610
	5. Dark Blue Petals.....	3333
	6. Blue Petals .....	3332
	7. Blue Petal Outlines.....	3151
	8. Stamens .....	0506

## 82024-40 Rosey Heart

Size Inches:                      Size mm:                      Stitch Count:  
**10.87 X 8.66 in.**                **276.1 X 220.0 mm**            **43244 St.**





	1. Green Leaves.....	4610
	2. Dark Green Leaves and Stems .....	4644
	3. Hot Pink Petals.....	2508
	4. Light Pink Petals.....	2560
	5. Pink Petals .....	2532




Note: Some designs in this collection may have been created using unique special stitches and/or techniques. To preserve design integrity when rescaling or rotating designs in your software, always rescale or rotate designs using the handles directly on-screen.

## 82024-41 Rosey Leaves

Size Inches:	Size mm:	Stitch Count:
<b>3.17 X 4.87 in.</b>	<b>80.5 X 123.7 mm</b>	<b>5569 St.</b>

- |   |                         |      |
|---|-------------------------|------|
|  | 1. Green Leaf .....     | 4610 |
|  | 2. Dark Green Leaf..... | 4644 |



# PROJECT SUPPLIES



## Stabilizer

- Fusible Woven-White
- Heavy Weight TearAway Stabilizer
- Ultra Clean and Tear Fusible Stabilizer

## Supplies

- Grey cotton fabric: 2/3 yd
- White muslin: 3/8 yard
- Organ Needle: 75/11
- 505 Temporary Spray Adhesive
- Pom-pom trim: 5 yds
- 22" invisible zipper
- Polyfil stuffing
- Sewing thread

## Info

- Approx. size: 10" x 18"

## Isacord Thread Colors

4510  
4644  
2560  
2508  
2532  
0704

# INSTRUCTIONS



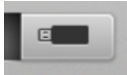
## STEP 1

- Cut 1 piece of gray fabric: 22" x 14".
- Cut 2 back pieces 11" x 13".
- Iron Fusible Woven to the wrong side of each piece of fabric.




## MACHINE INSTRUCTIONS

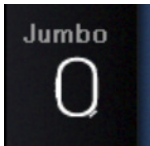
- Fuse the Ultra Clean and Tear to the back of the fabric, on top of the Fusible Woven.
- Spray the Heavy Weight Tear Away and adhere to the back of the fabric.
- Hoop the fabric and stabilizer in either the Jumbo or Maxi hoop.
- Attach the hoop to the machine.
- Select the USB icon on the embroidery screen.



- Select the design.




- Select the hoop icon.



- Select either the Jumbo hoop or the Maxi hoop.



- Touch the X to exit. 



# INSTRUCTIONS

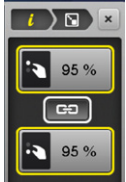


## MACHINE INSTRUCTIONS


- Select the Motif Size icon.



- Turn the upper Multifunction knob to the left, reducing the design to 95%.




- Touch the X to exit. 
- Select the Add icon.



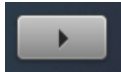
- Select the Machine icon.



- Select the Font folder.



- Use the Right arrow to scroll through the pages.



- Select font 23.



- Type "Welcome Home" and select the Green Check icon.



# INSTRUCTIONS



## MACHINE INSTRUCTIONS

- Welcome Home needs to be rotated. Select the 'i' icon.





- Select the Rotate icon.



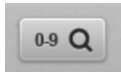
- Touch 90 degrees one time.




- Touch the X to exit. 
- Select the Color Number icon.



- Select the 0-9 icon. Type in 4610. Touch the 4610 color bar to change the color of 'Welcome Home'.



- Touch the up arrow under the design.



- Continue touching the up arrow until the satin stitch bars are selected.
- Type in 4644 and touch the Mallard color bar to change the color.



- Touch the Needle icon to proceed to embroidery.



- Thread the machine with Isacord 4644.



- Continue stitching and changing colors as indicated on the screen.

# INSTRUCTIONS



## STEP 2

- Square up the pillow front to 13" x 21".



## STEP 3

- Install invisible zipper to the 13" edge of one of the back pieces. Attach the zipper to the second piece. After installing the zipper, check that the back is the same size as the front.
- Trim to 13" x 21", if needed.






# INSTRUCTIONS




## STEP 4

- Open zipper half way.




## STEP 5

- Place front and back, right sides together. Using a  $\frac{1}{4}$ " seam, sew around the entire pillow.



## STEP 6

- Trim the corners and turn the pillow to the right side. Press edges.



# INSTRUCTIONS




## STEP 7

- Using Edgestitch foot 10, 10C or 10D, join the pom-pom fringe to the edge of the pillow, using a zigzag stitch wide enough to catch the pillow and the fringe.




## STEP 8

- Cut 2 pieces of muslin 13" x 21".
- Place right sides together and sew around the edges with a ¼" seam allowance. Leave a 3" opening in one long edge.
- Trim corners and turn right side out.



## STEP 9

- Press. Stuff pillow to desired density.
- Sew the opening closed.





# INSTRUCTIONS



## STEP 10

- Insert into pillow cover and zip up.

